

University Senate

State of the University

President Eli Capilouto
September 8, 2014



Priorities for UK Over the Last Three Years



Renew and rebuild the core of the nearly 150-year-old campus and develop a master plan to guide growth.

Enhance and expand the undergraduate educational experience.

Strengthen mechanisms for faculty and staff recruitment, rewards and retention.

Develop a plan for implementing technology-rich content delivery to address the changing learning environment.

Continue the development of the values-based financial model that aligns revenues and expenses to meet UK's mission, vision and strategic priorities.

Assess what constitutes a strong environment for research, and graduate and professional education.

Have a meaningful impact on the Commonwealth and the community

see blue.™

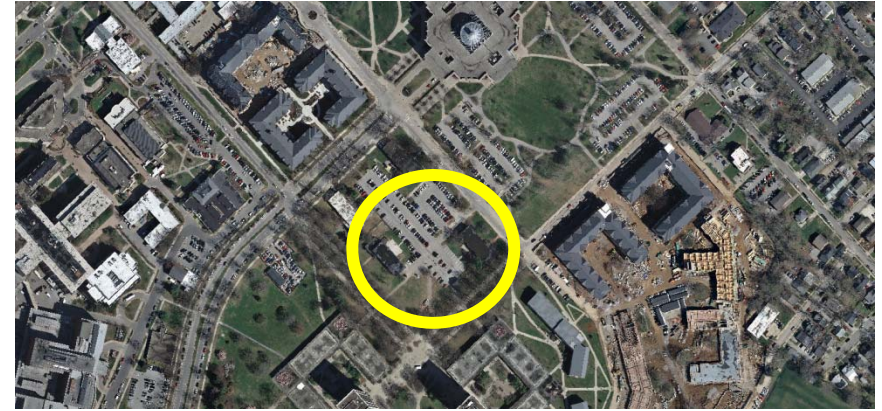
An Equal Opportunity University



\$1 billion invested in UK infrastructure

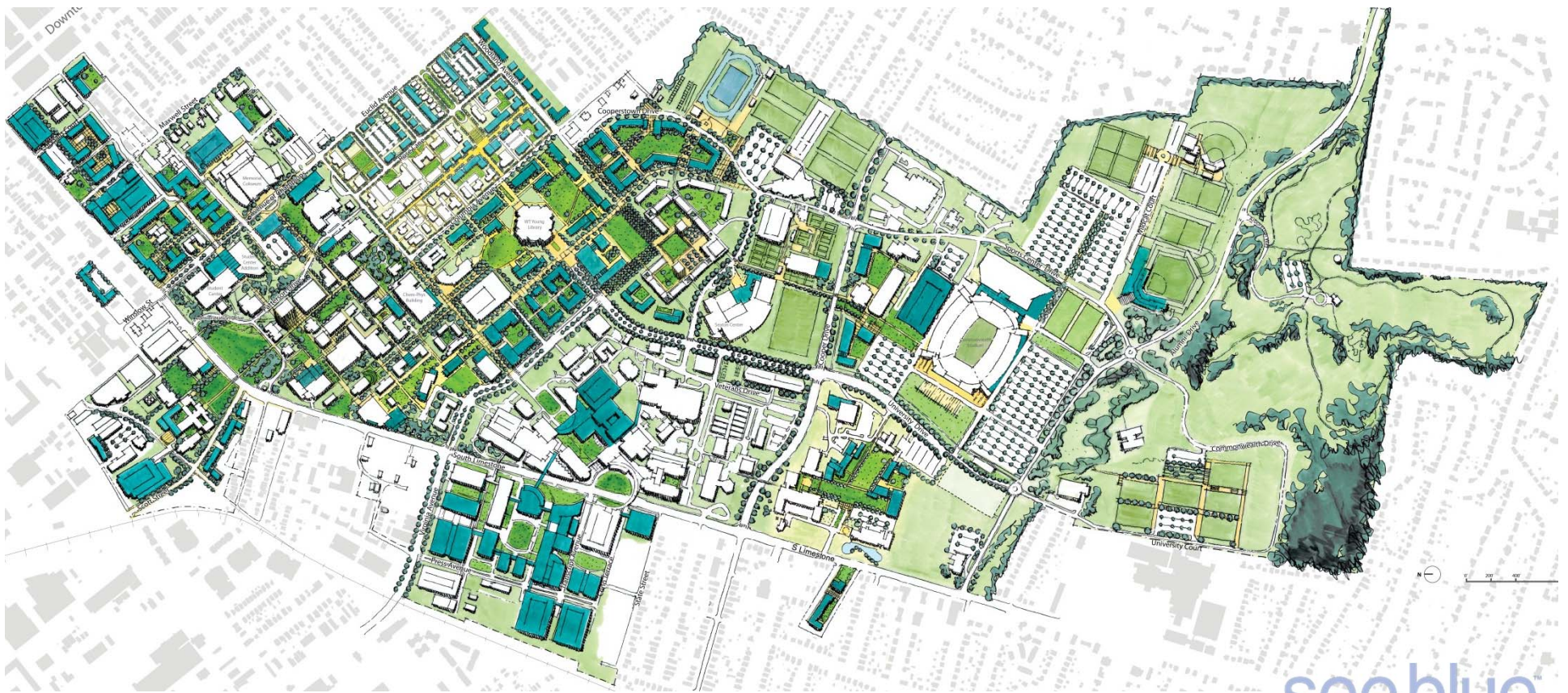


Making Progress on our Priorities



Making Progress on our Priorities

Develop a MASTER PLAN that creates a 21st century living and learning environment and is sensitive to community concerns



see blue.

An Equal Opportunity University

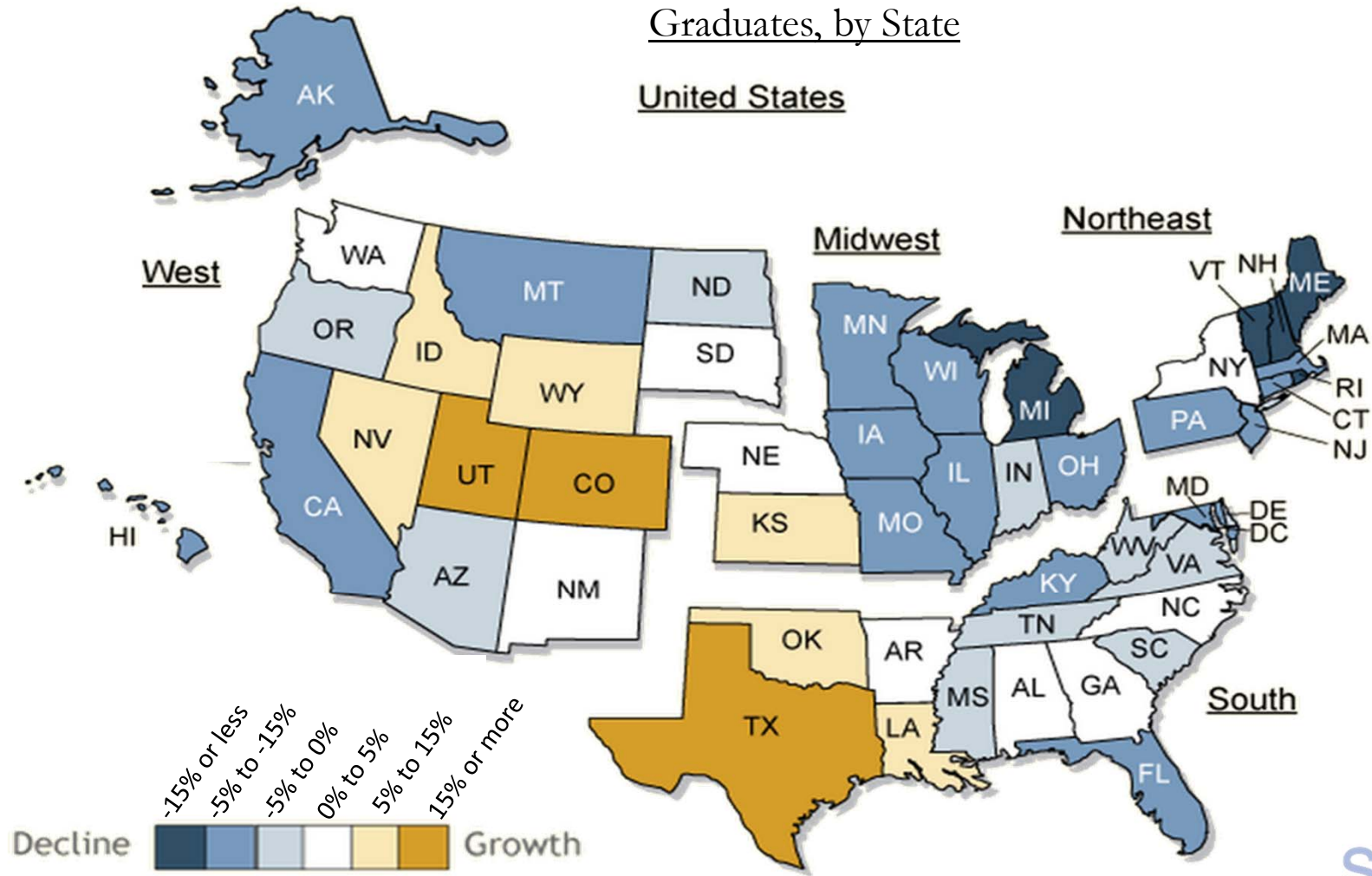


Enhance and expand undergraduate education



The Context in which we Recruit

Percent Change Between 2008-09 and 2019-20 in Total High School Graduates, by State



Making Progress on our Priorities



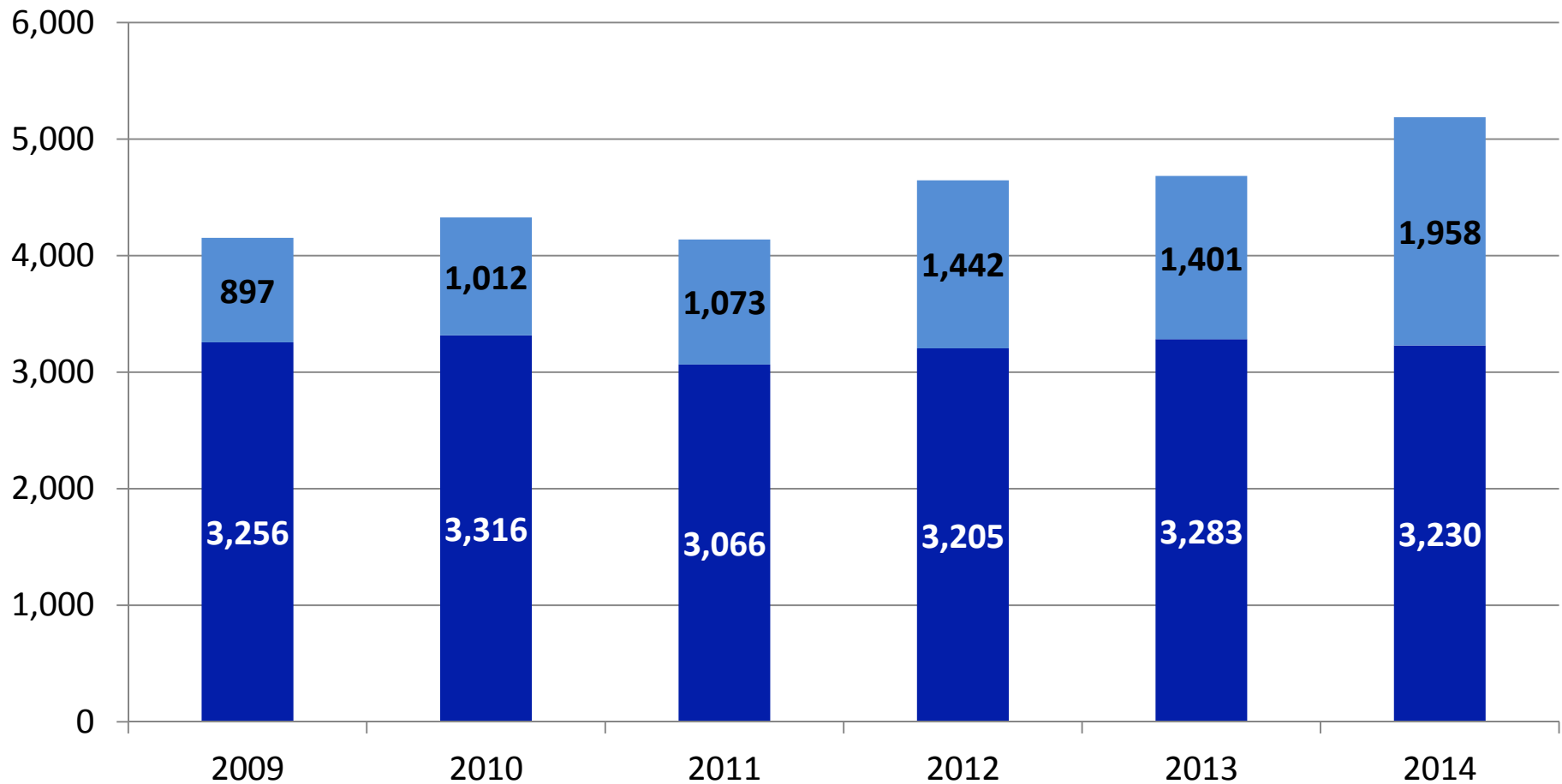
- **Historic Enrollment – 30,062**
- Largest undergraduate African American enrollment – 2,107
- Largest undergraduate Hispanic enrollment – 849
- Largest undergraduate International enrollment – 807
- Nearly doubled the number of students in Living Learning Programs – 1,734
- Remarkable levels of students, academic quality and diversity are present in UK's first-year class:
 - Largest first-year enrollment – 5,188
 - Largest number of first-year students with an ACT/SAT of 31-36 – 674
 - Largest number of first-year students with a perfect ACT/SAT score – 10

DRAFT

Making Progress on our Priorities



Fall 2014 Incoming Class



DRAFT

■ Resident ■ Non-Resident

see blue.™

An Equal Opportunity University

Making Progress on our Priorities: First-year Class



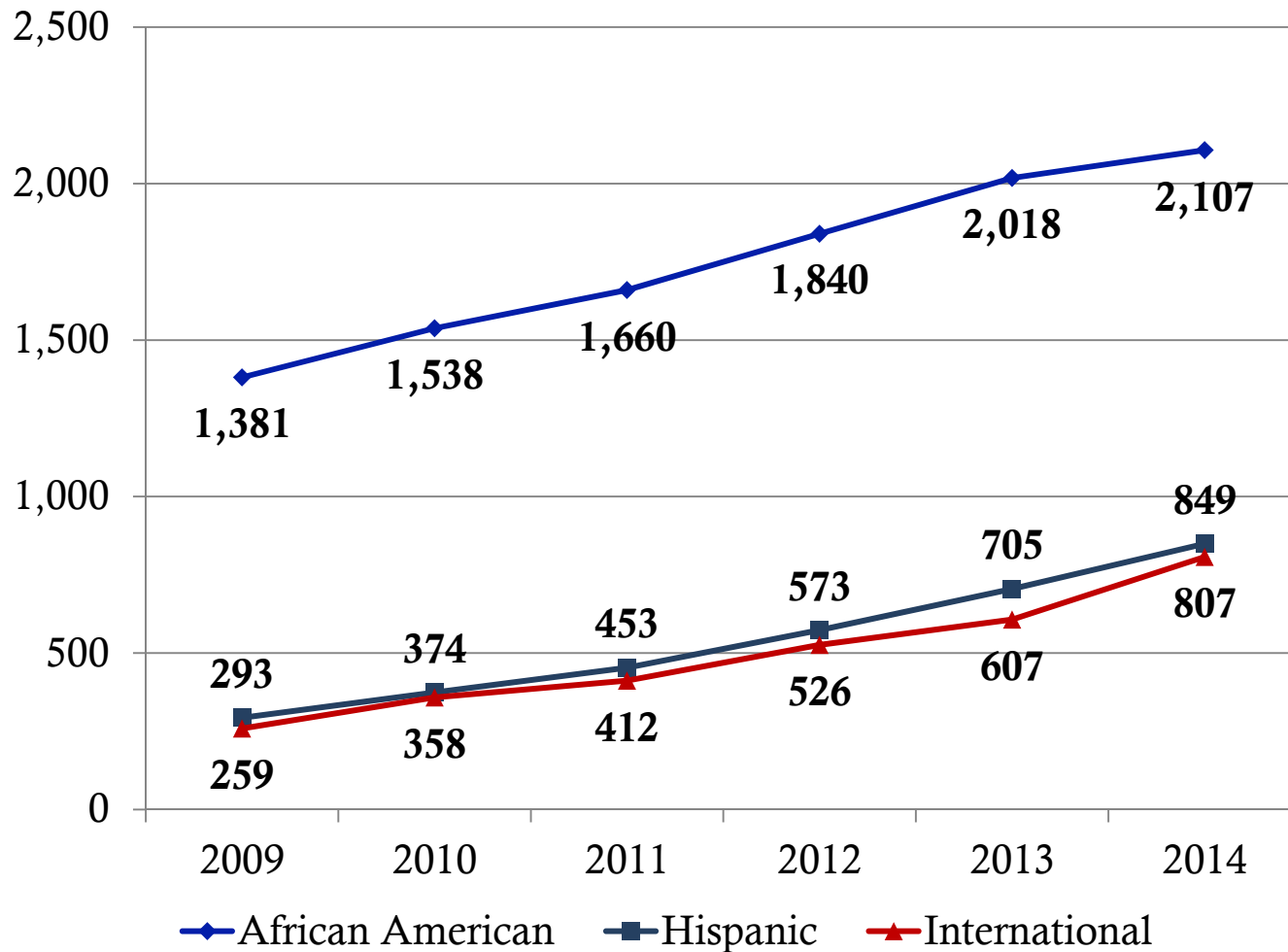
- **113 National Merit, National Achievement and National Hispanic Scholars**
 - Increase from 105 scholars in 2013, and 29 scholars in 2011
- **674 students with a 31-36 composite score on the ACT/SAT**
 - 80 percent increase from 2009
- **Average ACT composite score of 25.5 – an increase from 2013**
 - 10 students earned a perfect score on their ACT
- **3.63 average high school GPA**
- **Forty-nine Singletary Scholars**
 - 82 percent of entering Singletary Scholars are from Kentucky (40/49)

DRAFT

Making Progress on our Priorities



Undergraduate Diversity Enrollment



Percent of Total UG Enrollment	
African American	9.5%
Hispanic	3.8%
International	3.6%

DRAFT

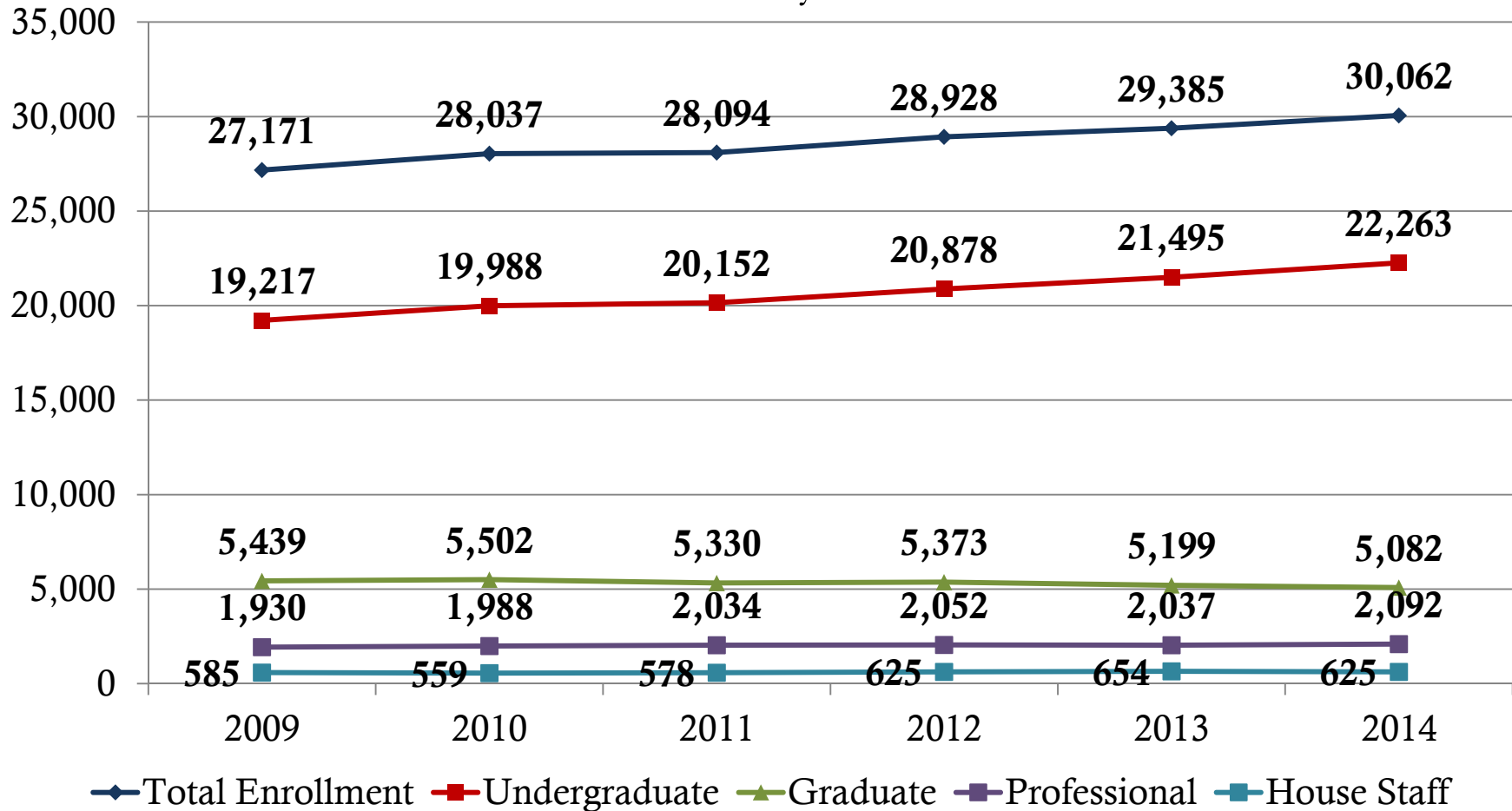
see blue.™

An Equal Opportunity University

Making Progress on our Priorities



Overall University Enrollment



DRAFT

see blue.™

An Equal Opportunity University

Making Progress on our Priorities

Strengthening mechanisms for faculty and staff RECRUITMENT,
REWARDS and RETENTION

- Human capital organized around implementing strategies identified by the R3 Committee
- Two merit raises
- Faculty workshop series
- Performance Evaluation Task Force



see blue.™

An Equal Opportunity University

Making Progress on our Priorities



Developing a plan for implementing innovative, TECHNOLOGY-RICH CONTENT DELIVERY to address needs in a constantly changing learning environment.

- Created the Office of Academic Planning, Analytics and Technologies
- Signed partnership with Coursera
- Launched the eLearning Innovation Initiative
- Private investment in technology-rich learning space

The Coursera logo, consisting of a blue infinity symbol followed by the word "coursera" in a lowercase, blue, sans-serif font.



The logo for "see blue.™", with the text in a lowercase, blue, sans-serif font.

An Equal Opportunity University

Strategic Plan: Next Steps

- Supplement the draft reports with additional data to generate a complete picture of our current position and most appropriate path forward.
- Refine and enrich the draft recommendations for the eight goals and **integrate** them into a well-defined set of priorities.
- Identify the **resources** necessary to achieve our objectives and identify potential funding opportunities.
- Outline the **implementation** plan, including the action and additional planning steps associated with each strategic initiative and metric.

Making Progress on our Priorities



Continuing the development and introduction of the VALUES-BASED FINANCIAL MODEL

- Established a steering committee in January 2012
- Involved significant campus and stakeholder input
- Continuing with development of financial model
- Will listen further to better hone a final model

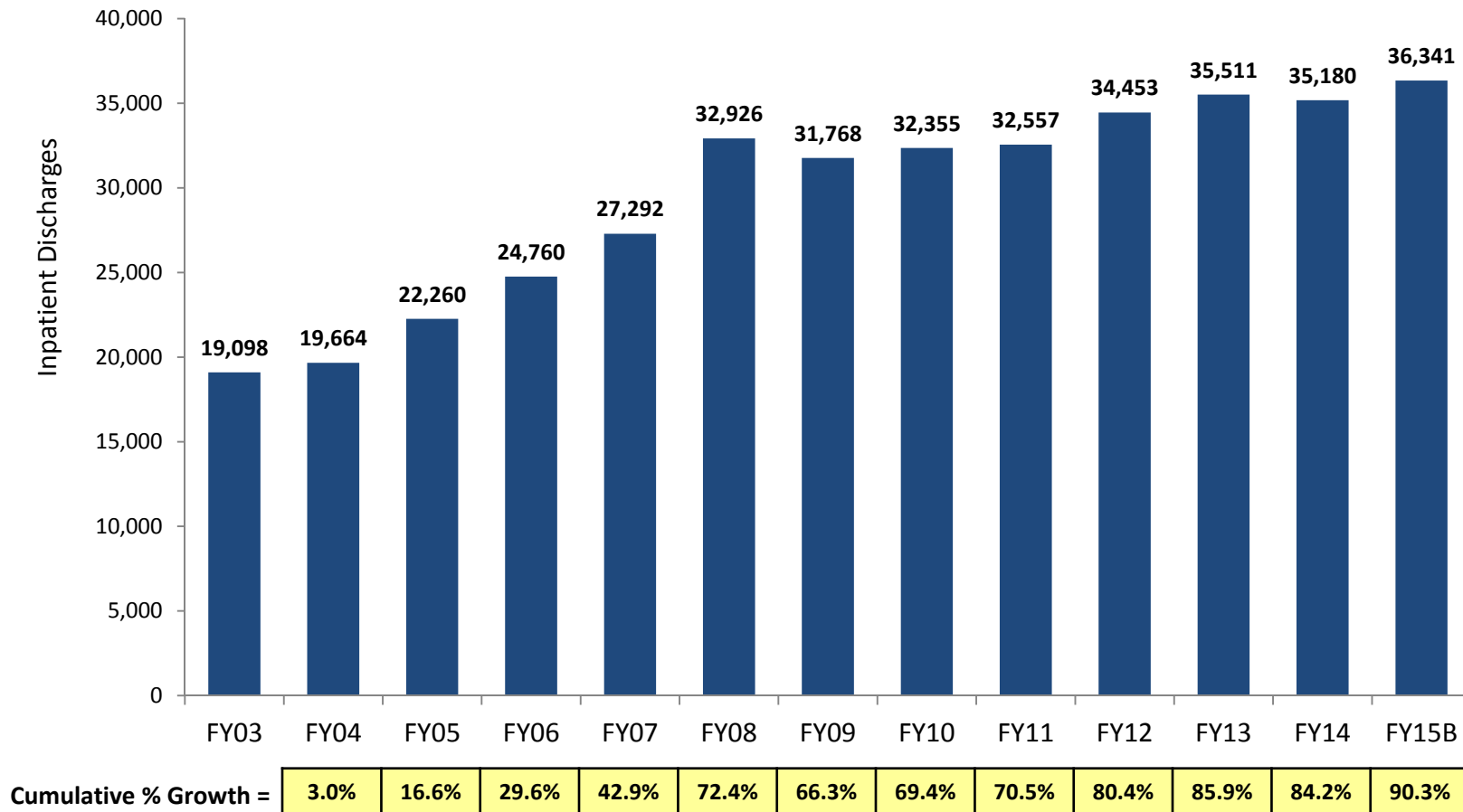


see blue.™

An Equal Opportunity University

UK HealthCare

*Annual discharges at UK HealthCare have grown at a CAGR of 5.5% from FY03 to FY15
Budget – a total of **90 percent growth***



*FY13 forecasted based on data through February.

UK HealthCare: Impact on Research

Rank	Name - School of Medicine	NIH Funding
29	NORTHWESTERN U AT CHICAGO	\$169,116,102
30	CASE WESTERN RESERVE U	\$165,142,701
31	U OF CHICAGO	\$159,757,197
32	ALBERT EINSTEIN COLLEGE OF MED	\$156,074,356
33	U OF IOWA	\$146,774,213
34	UT SOUTHWESTERN MEDICAL CENTER	\$145,779,509
35	U OF MARYLAND BALTIMORE	\$141,075,526
36	U OF ROCHESTER	\$139,587,620
37	U OF UTAH	\$134,122,447
38	U OF ILLINOIS	\$130,573,450
39	U OF MASS MED SCH WORCESTER	\$129,353,587
40	OHIO STATE U	\$128,659,310
41	U OF CALIFORNIA IRVINE	\$126,433,097
42	U OF FLORIDA	\$123,468,357
43	WEILL MEDICAL COLL OF CORNELL U	\$111,513,143
44	UNIVERSITY OF VIRGINIA	\$110,028,335
45	INDIANA U-PURDUE U AT INDIANAPOLIS	\$105,546,456
46	U OF MIAMI SCHOOL OF MEDICINE	\$104,422,082
47	BOSTON U MEDICAL CAMPUS	\$101,799,847
48	MEDICAL COLLEGE OF WISCONSIN	\$88,920,052
49	WAKE FOREST U HEALTH SCIENCES	\$84,890,489
50	CLEVELAND CLINIC LERNER COM-CWRU	\$82,188,005
51	DARTMOUTH COLLEGE	\$81,705,567
52	U OF TEXAS HLTH SCI CTR HOUSTON	\$78,630,379
53	MEDICAL U OF SOUTH CAROLINA	\$77,832,255
54	VIRGINIA COMMONWEALTH U	\$77,036,129
55	U OF TEXAS MEDICAL BR GALVESTON	\$76,514,285
56	UNIVERSITY OF KENTUCKY	\$76,455,807
77	U OF LOUISVILLE RES FDN	\$47,170,142

NIH FUNDING

\$ 76.4M Current amount

+ 9.6M Recent grant awards

~\$86.0M Total

Possible new rank = 49



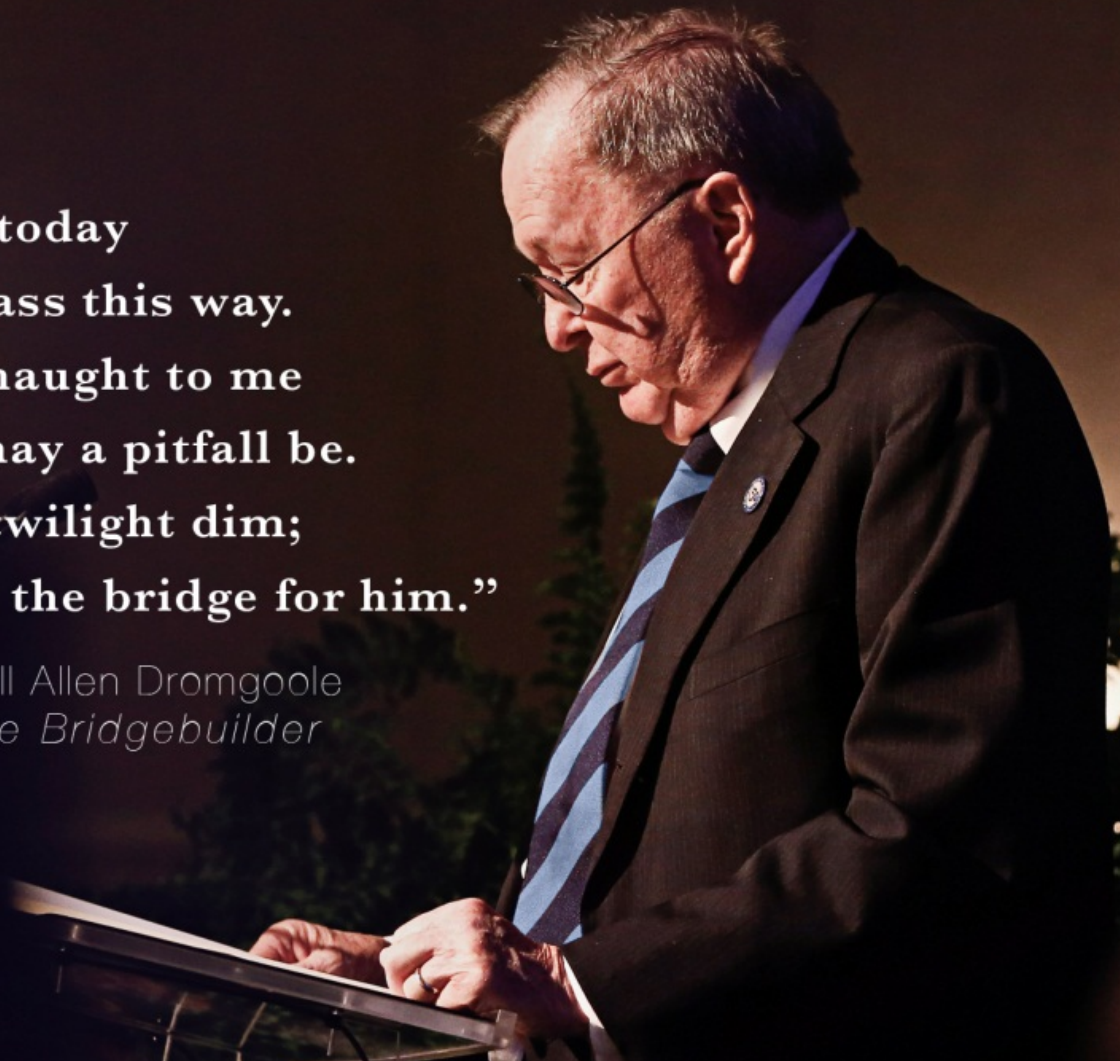
Research, and Graduate and Professional Education

Assess what constitutes a strong environment for RESEARCH, and GRADUATE and PROFESSIONAL EDUCATION.

Have a meaningful impact on the community.

- Address – holistically – health disparities in Kentucky.
- Multi-disciplinary, team research
- A new research facility
- Increase funded research
- Competitive graduate programs



A photograph of a man in a dark suit, white shirt, and blue and white striped tie, wearing glasses. He is standing at a podium, looking down at a book or paper he is holding. The background is dark and out of focus. The image is framed by a dark blue gradient border at the top and bottom.

**“There followeth after me today
A youth whose feet must pass this way.
This chasm that has been naught to me
To that fair-haired youth may a pitfall be.
He, too, must cross in the twilight dim;
Good friend, I am building the bridge for him.”**

*~Will Allen Dromgoole
The Bridgebuilder*

Questions?

